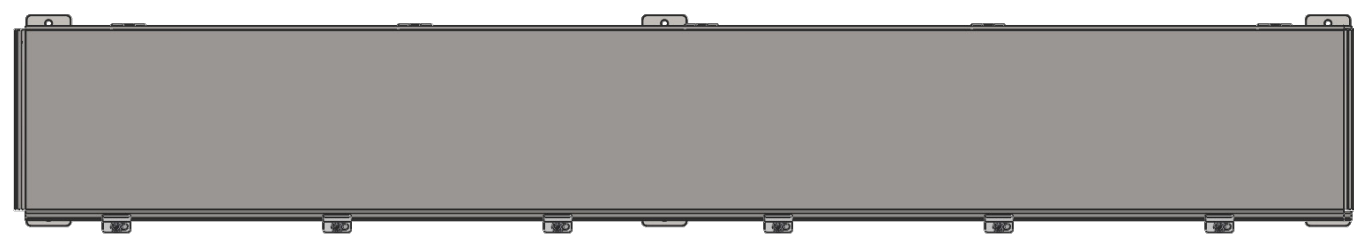


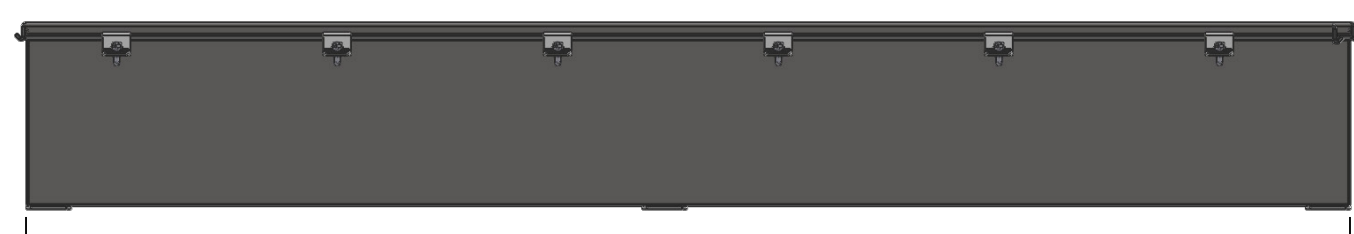
NOTES:

1. GALVANNEALED STEEL, ALUMINUM OR STAINLESS STEEL (CODE GA).
2. FINISH: ANSI 61 WRINKLE GREY POWDER COAT FOR STEEL ENCLOSURES, MILL BRUSHED FINISH FOR ALUMINUM AND STAINLESS ENCLOSURES.
3. CLOSED CELL FOAM GASKETED HINGE CLAMP FASTENED COVER.
4. STANDARD 0.75" LIP AROUND PERIMETER OF TROUGH OPENING.
5. STAINLESS STEEL SCREWS AT CLAMP POINTS AROUND THE BOX AND EVERY 10.00 WHERE SPACE ALLOWS.
6. NO KO'S ON WEATHERPROOF TROUGH.
7. OPTIONAL MOUNTING STUDS AND BACKPANELS AVAILABLE BY REQUEST.
8. FACTORY GROUND STUD AND COVER BONDING STUD STANDARD.
9. PADLOCKABLE BY REQUEST.



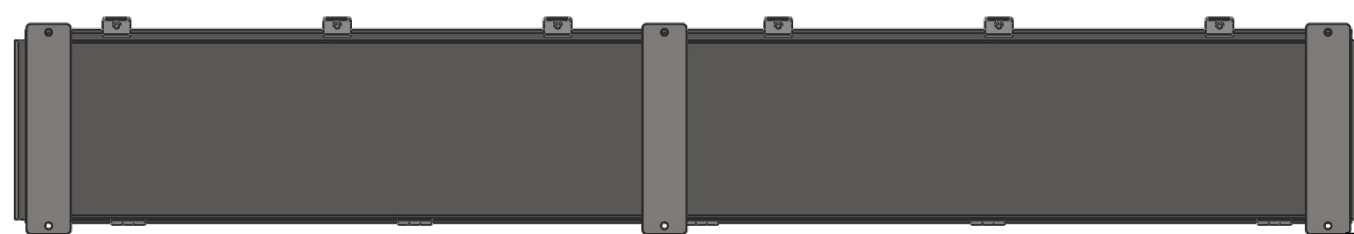
FRONT VIEW

10.00" MAX

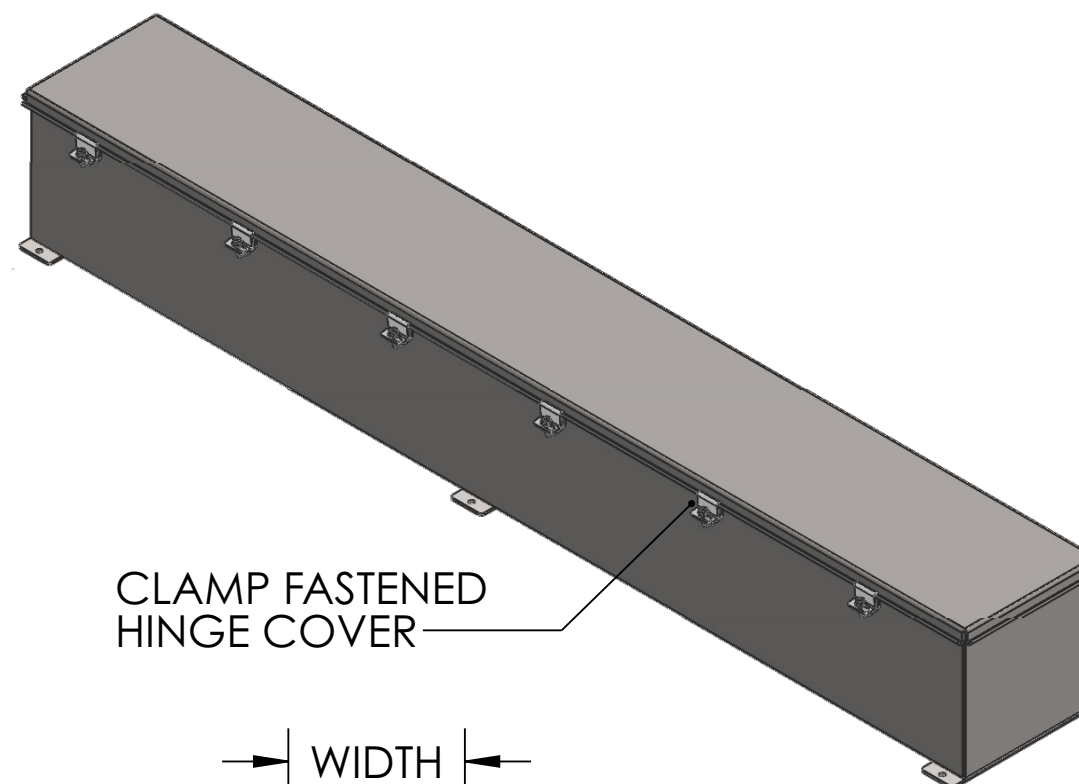


LENGTH

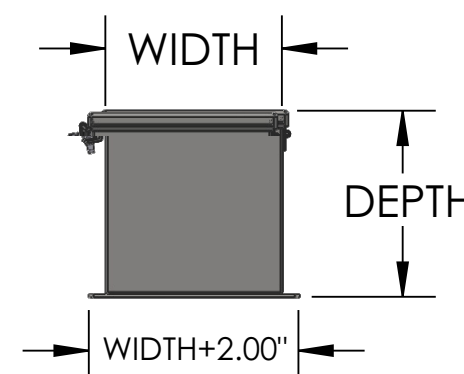
SIDE VIEW



BACK VIEW



CLAMP FASTENED HINGE COVER



END VIEW

EXTERNAL MOUNTING FEET 0.38" DIAMETER MOUNTING HOLES

E496751



WIREWAY, AUXILIARY GUTTERS & ASSOCIATED

NAV-TECH INC.
HAUPPAUGE, NEW YORK

Features

- Trough and cover are manufactured from 16 code GA stainless steel in accordance with UL standards.
- Stainless steel external screw clamps on three sides.
- Stainless steel continuous hinge.
- All seams continuously welded and ground smooth.
- Rolled lip around all sides of cover opening for watertight seal.
- Neoprene gasket attached to cover with oil resistant adhesive.
- Clamps on three sides of cover for watertight seal.
- Stainless steel external hardware.
- Hasp and staple provided for padlocking upon request.
- External mounting feet.
- Collar studs for mounting optional panel available upon request.
- Mill brushed finish is standard.

Application

- Designed to protect wiring in outdoor installations against rain, sleet, or snow, or indoors against dripping water.
- Degree of protection against corrosion.
- Protection against hose directed water.

- NEMA Type 4X
- UL 50
- 50E Listed

