SERVICE EQUIPMENT

TRANS "S" AND SWITCH COMBINATION
400 AMP., 480 VOLT CON EDISON - LINE TOP
CATALOG NUMBER TS/SW-400-480T

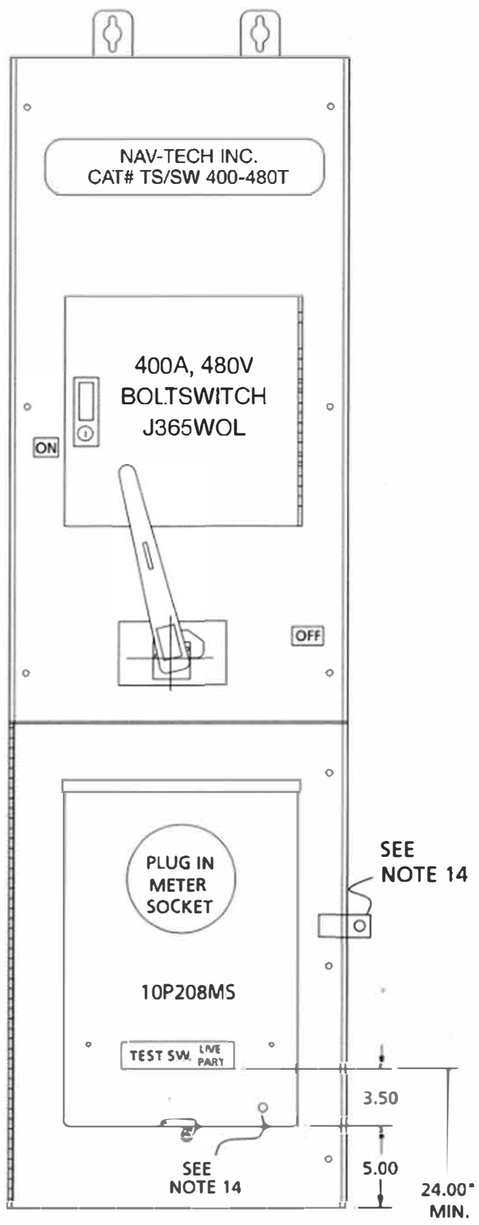

FRONT VIEW
COVERS ON

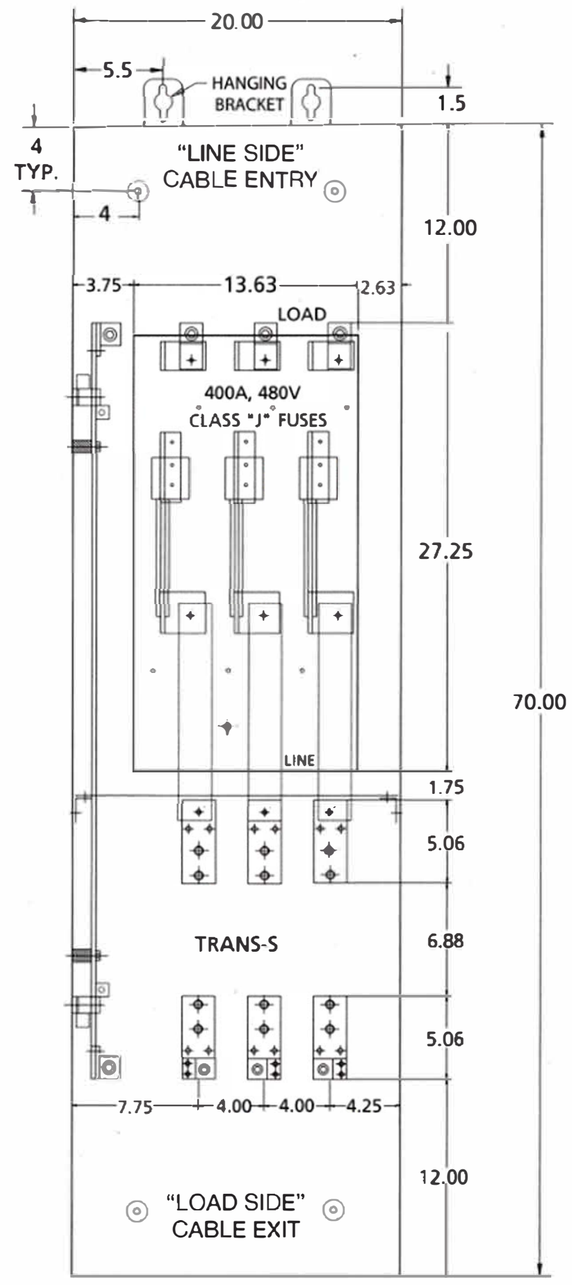

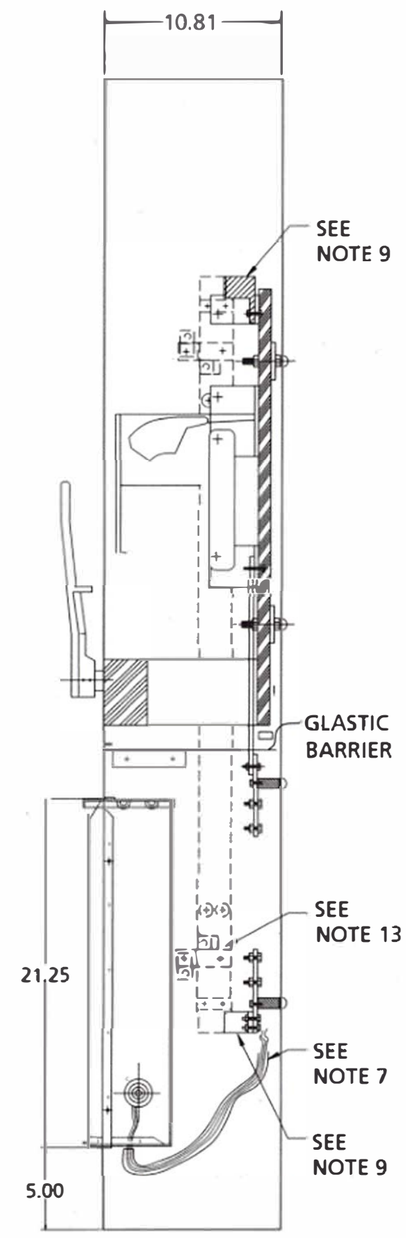

SIDE VIEW

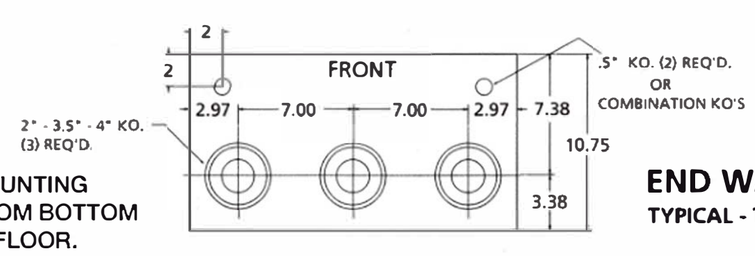

END WALL
TYPICAL - TOP & BOTTOM

TOP FEED ONLY

RECOMMENDED MOUNTING HEIGHT IS 26.25" FROM BOTTOM OF ENCLOSURE TO FLOOR.

1. CABINET SHALL BE RATED NEMA I (INDOOR ONLY) AND SHALL BE CONSTRUCTED FROM CODE GAUGE GALVANIZED OR GALVANEALED STEEL.
2. BUS BAR SHALL BE SILVER OR TIN PLATED AND SHALL BE SIZED PER THE NEC.
3. BUS BAR SHALL BE MOUNTED IN THE CABINET BY MEANS OF STANDOFF INSULATORS OR INSULATED MOUNTING BRACKETS. INSULATING MATERIALS SHALL CONFORM TO THE APPLICABLE SECTIONS OF UL 746 AND UL 94. CABINET SHALL BE UL, CON EDISON AND N.Y.C. ADVISORY BOARD APPROVED.
4. THE CABINET IS INTENDED FOR CABLE ENTRY THROUGH BOTTOM AND EXIT THROUGH THE TOP ONLY.
5. THE SHORT CIRCUIT CAPABILITY OF THE CABINET ASSEMBLY SHALL BE RATED AT 200,000 RMS SYMMETRICAL AMPERES WITH CLASS "J" FUSES.
6. THE FUSED POWER CIRCUIT DEVICE REQUIRES 400AMP, 480V MAX., CLASS "J" FUSES (NOT PROVIDED).
7. INSULATED SLEEVING SHALL BE PROVIDED WHERE MULTICONDUCTOR BUNDLE PASSES UNDER NEUTRAL BAR. WIRE MOUNTS ARE RIVETED IN PLACE.
8. THE UNIT IS MARKED "SUITABLE FOR USE AS SERVICE EQUIPMENT"..
9. USE ONLY MANUFACTURER'S APPROVED LUG PROVIDED. EACH LUG IS RATED FOR (1) 600 MCM-#4 OR (2) 250MCM-#4 CABLE.
10. **ONLY FACTORY PREFABRICATED KNOCKOUTS ON THE ENCLOSURE SHALL BE USED.**
11. PROVIDE PREWIRED TRANS "S" UNIT WITH #12 AWG STRANDED (19/25) THHN COPPER COLOR CODED WIRE FROM THE TEST SWITCH TO THE SOCKET ASSEMBLY AND FROM THE TEST SWITCH TO THE METERING COMPARTMENT INTO C.T. COMPARTMENT. LEAVE 7 FT. OF WIRE FOR FUTURE CONNECTION TO CURRENT TRANSFORMERS. USE EITHER HOOK OR RING TYPE TINNED COPPER LUGS FOR TERMINATIONS. ALL WIRING IN ACCORDANCE WITH CON EDISON MES #751, FOR FORM 9S METER SOCKET.
12. NEAREST LIVE PARTS ARE 24" MINIMUM TO FLOOR.
13. THE UNIT IS SHIPPED WITH AN "INSULATED NEUTRAL" AND A BOUNDING KIT ("BK8") PROVIDED WITH INSTRUCTIONS (FOR INSTALLATION AS REQUIRED BY CONTRACTOR).
14. SECURITY HARDWARE TO BE PROVIDED FOR CT CABINET DOOR AND METER ENCLOSURE (TO BE INSTALLED BY CONTRACTOR).
15. 265/460 VOLT SERVICE REQUIRES A DISCONNECT SWITCH BEFORE THE CT CABINET.

Phone: (718) 272-4222 • Fax: (718) 272-4226 • www.navtechny.com • NAV-TECH, New York