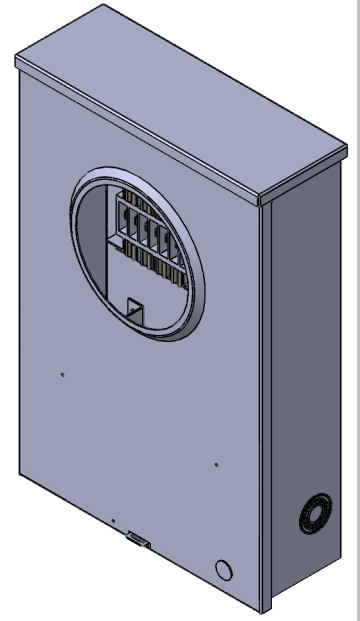
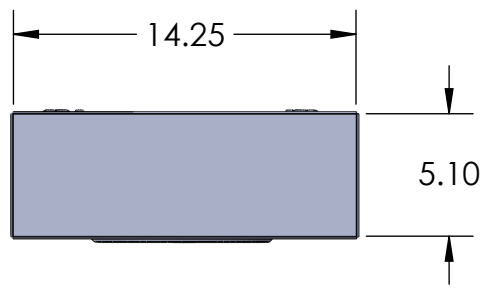


2

1


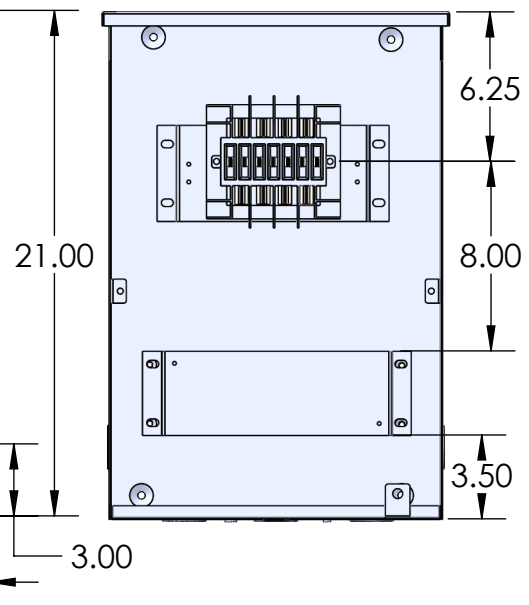
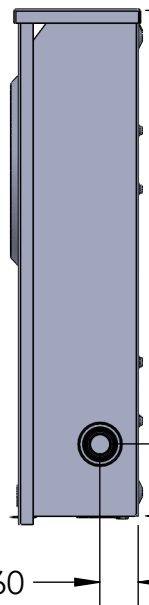
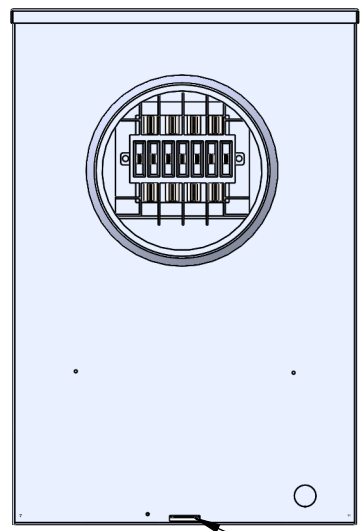
NOTES:

- 1. CABINET IS RATED TYPE 3R AND CONSTRUCTED FROM CODE GA GALV STEEL
- 2. FINISHED IN ANSI 61 WRINKLE GREY POWDER COAT
- 3. **ONLY FACTORY PREFABRICATED KNOCKOUTS ON THE ENCLOSURE SHALL BE USED.**
- 4. LOW TEST SWITCH BASE MOUNTED FOR USE OF TEST SWITCH COVER.
- 5. THESE DEVICES TO BE USED UP TO 600 VOLT SERVICES AND UP TO 4 WIRE SERVICES ONLY
- 6. EXITING WIRE HARNESS PROVIDED AND INSTALLED BY CONTRACTOR.
- 7. TEST SWITCHES TO BE MOUNTED BY UTILITY IN FIELD
- 8. BARREL LOCK GUARD PROVISION ON FRONT LOWER COVER ALONG WITH STAINLESS STEEL PADLOCKABLE HASP FOR UTILITY LOCKING PROVISIONS



B

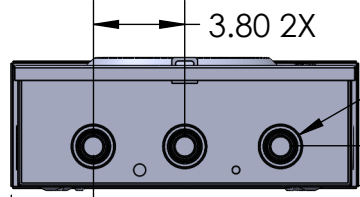
B



PADLOCKABLE HASP

1.60

3.00



3X CONCENTRIC KO'S (1/2", 3/4", 1", 1-1/4", 1-1/2")

3.50

A

A

	NAME	DATE
DRAWN BY	J. Pincus	3/17/2025
APPROVED BY		

**PROPRIETARY AND CONFIDENTIAL**  
 THE INFORMATION CONTAINED IN THIS DRAWING IS THE SOLE PROPERTY OF Nav-Tech Inc. ANY REPRODUCTION IN PART OR AS A WHOLE WITHOUT THE WRITTEN PERMISSION OF Nav-Tech Inc. IS PROHIBITED.



155 MARCUS BLVD  
 HAUPPAUGE, NEW YORK 11788  
 PH: (718) 257-2111 FAX: (718) 257-2626

**UNLESS OTHERWISE SPECIFIED:**  
 TOLERANCE:  
 FRACTIONAL ±1/64 ANGULAR: MACH ± 30°  
 BEND ± 1°  
 0.00" = ± 0.01"  
 0.000" = ± 0.005"  
 DIMENSIONS IN INCHES [SECONDARY IN MM]

MATL: 16 GA GALV STEEL

FINISH: ANSI 61 POWDER COAT

WEIGHT:

UNLESS OTHERWISE SPECIFIED

1. REMOVE ALL BURRS AND BREAK ALL SHARP EDGES .015 X 45° OR .015R

2. DIMENSIONAL LIMITS APPLY AFTER PLATING

3. 125/ MACHINED SURFACES EXCEPT AS NOTED

DRAWING TITLE: 3 PHASE CT RATED METER

PART #: NAV-CH-MS10P-3

DESCRIPTION: CENTRAL HUDSON UTILITY CT RATED 3 PHASE 600V MAX 30A CONT. METER PAN

<b>DO NOT SCALE DRAWING</b>	SCALE: 1:8	SIZE A	SHEET 1 OF 1	REV. 0
-----------------------------	------------	--------	--------------	--------

2

1