


2

1

NOTES:

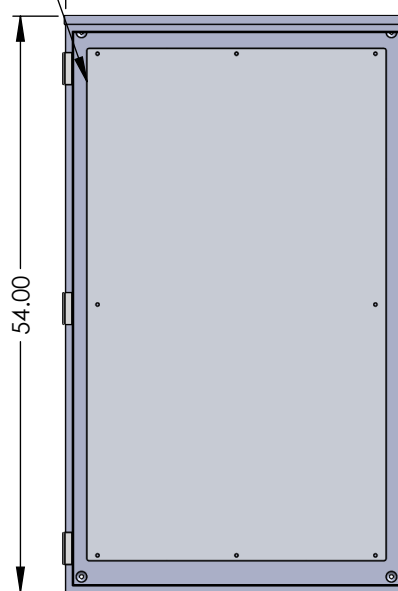
- 1. BOX AND COVER NEMA 3R CONSTRUCTION - GALV SHEET STEEL (14GA).
- 2. FINISH: POWDER COAT GRAY ENAMEL.
- 3. EMBOSSED HOLES IN REAR FOR MOUNTING CABINET.
- 4. GALV STEEL BACKPLATE FOR MOUNTING CT.
- 5. HEAVY DUTY STAINLESS STEEL LIFT OFF HINGES.

TOP VIEW



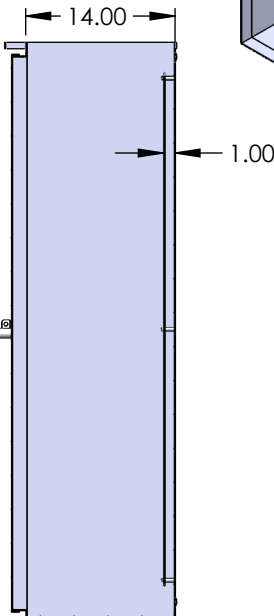
BACKPLATE  
51" TALL X 29" WIDE

32.00



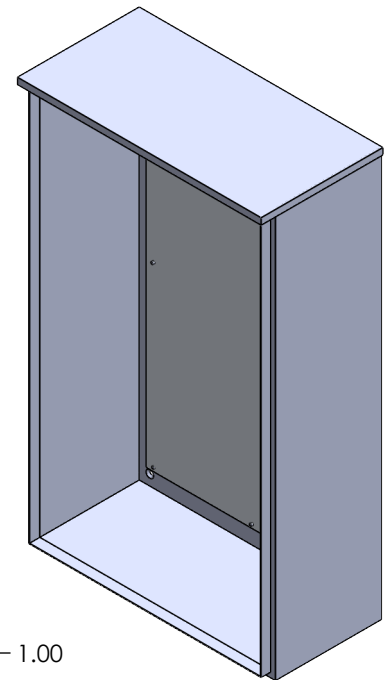
54.00

NON-KEYED  
PADLOCKABLE  
HINGED DOOR

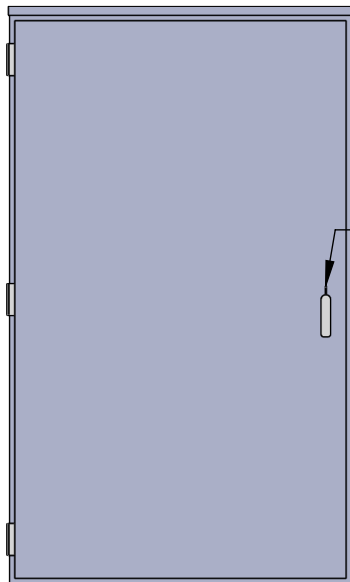


14.00

1.00



COVERED VIEW



OPENED VIEW

SIDE VIEW SECTIONED

B

B

A

A

DRAWN BY N. BOSETTI		NAME N. BOSETTI	DATE 2/9/2026		MAT'L: 14 GAUGE GALV STEEL	DRAWING TITLE: ENERGY 54X32X14 CT CAB	DESCRIPTION: ENERGY NEMA 3R CT CABINET 54" X 32" X 14" UP TO 6 SETS OF 500MCM
REVIEWED BY					FINISH: GRAY POWDER COAT ANSI 61	PART #: NAV-EN-CTR-54X32X14	
PROPRIETARY AND CONFIDENTIAL THE INFORMATION CONTAINED IN THIS DRAWING IS THE SOLE PROPERTY OF NAV-TECH INC. ANY REPRODUCTION IN PART OR AS A WHOLE WITHOUT THE WRITTEN PERMISSION OF NAV-TECH INC. IS PROHIBITED.				155 MARCUS BLVD HAUPPAUGE, NEW YORK 11788 PH: (718) 257-2111 FAX: (718) 257-2626	WEIGHT:  ALL DIMENSIONS ARE NOMINAL UNLESS EXPLICITLY STATED OTHERWISE	<u>DO NOT SCALE DRAWING</u>	SCALE: 1:10    SIZE A    SHEET 1 OF 1    REV. 0

2

1