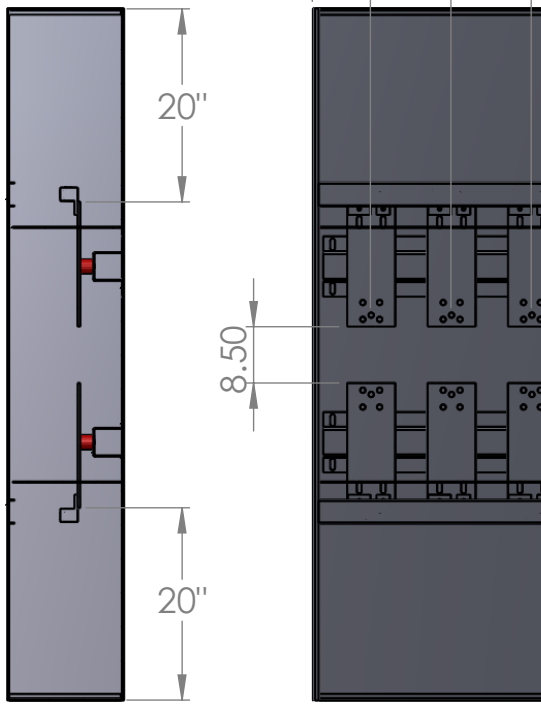

PHASE SIDE VIEW

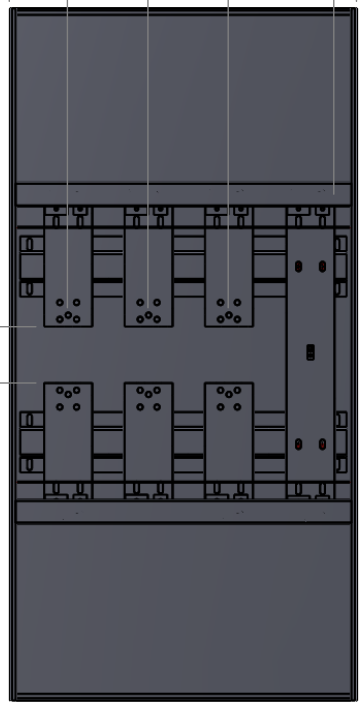

OPEN FRONT VIEW

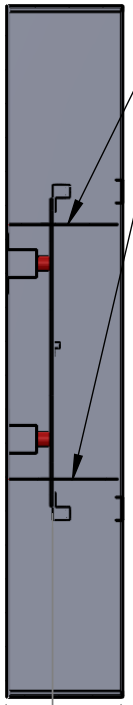

NEUTRAL SIDE VIEW



COVERED FRONT VIEW

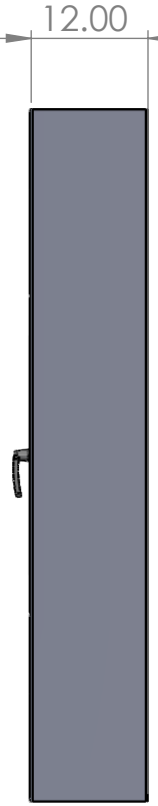

COVERED SIDE VIEW

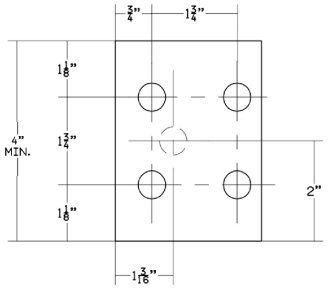

SPACER DETAIL

# OF BUSS BARS	# OF SPACERS	BOLT LENGTH
2	2	1 3/4"
3	4	2 1/4"
4	6	3 3/4"
5	8	4 1/4"

BOLTS TO BE SUPPLIED WITH A FLAT WASHER, LOCK WASHER AND NUT.

NOTES:

1. BUS BARS - COPPER 98% CONDUCTIVITY
2. ENCLOSURE WILL DISPLAY MANUFACTURERS NAME
3. ALL NUTS, BOLTS AND WASHERS MUST BE 1/2-13 ZINC COATED GRADE 5 STEEL
4. MAX WIRE SIZE LINE AND LOAD SIDE: (3)600 MCM OR (6) 250 MCM LEADS (MINIMUM WIRE SIZE:#4)
5. FRONT DOOR IS OUTFITTED WITH SEALABLE SCREWS & PADLOCKABLE PROVISIONS
6. EIGHT 1/2" DIA. BOLTS TO BE SUPPLIED FOR EACH C.T POSTION
7. SPACER TO BE SUPLIED PER SPACER DETAIL
8. CONTRACTOR TO OBTAIN APPROVAL FROM C.H.G.& E. PRIOR TO PURCHASE
9. LOCATION OF CABINET SHALL BE APPROVED BY C.H.G.& E. PRIOR TO MOUNTING. CABINETS INSTALLED OUTDOORS SHALL BE RATED FOR SUCH
10. DESIGNED FOR EITHER LINE TOP/LOAD BOTTOM CABLE ENTRY OR LOAD TOP/LINE BOTTOM CABLE ENTRY

	NAME	DATE
DRAWN BY	J. Pincus	9/13/2023
APPROVED BY		

PROPRIETARY AND CONFIDENTIAL
THE INFORMATION CONTAINED IN THIS DRAWING IS THE SOLE PROPERTY OF NAV-TECH INC. ANY REPRODUCTION IN PART OR AS A WHOLE WITHOUT THE WRITTEN PERMISSION OF NAV-TECH INC. IS PROHIBITED.

NAV-TECH INCORPORATED
155 MARCUS BLVD
HAUPPAUGE, NEW YORK 11788
PH: (718) 257-2111 FAX: (718) 257-2626

UNLESS OTHERWISE SPECIFIED:
ALL DIMENSIONS NOMINAL

MAT'L: N/A
FINISH: N/A
WEIGHT: N/A

UNLESS OTHERWISE SPECIFIED
1. REMOVE ALL BURRS AND BREAK ALL SHARP EDGES .015 X 45° OR .015R
2. DIMENSIONAL LIMITS APPLY AFTER PLATING
3. 125 MACHINED SURFACES EXCEPT AS NOTED

DRAWING TITLE:
CENTRAL HUDSON 298 CT-1200

PART #:
NAV-CH-298CT-1200

DESCRIPTION:
298 CT CABINET NEMA 1 1200 AMP
POWDER COATED GALV STEEL CONSTRUCTION
SILVER PLATED COPPER BUS BARS

DO NOT SCALE DRAWING

SCALE	SIZE	SHEET	REV.
1:10	A	1 OF 1	1