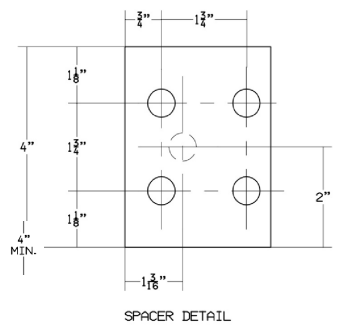
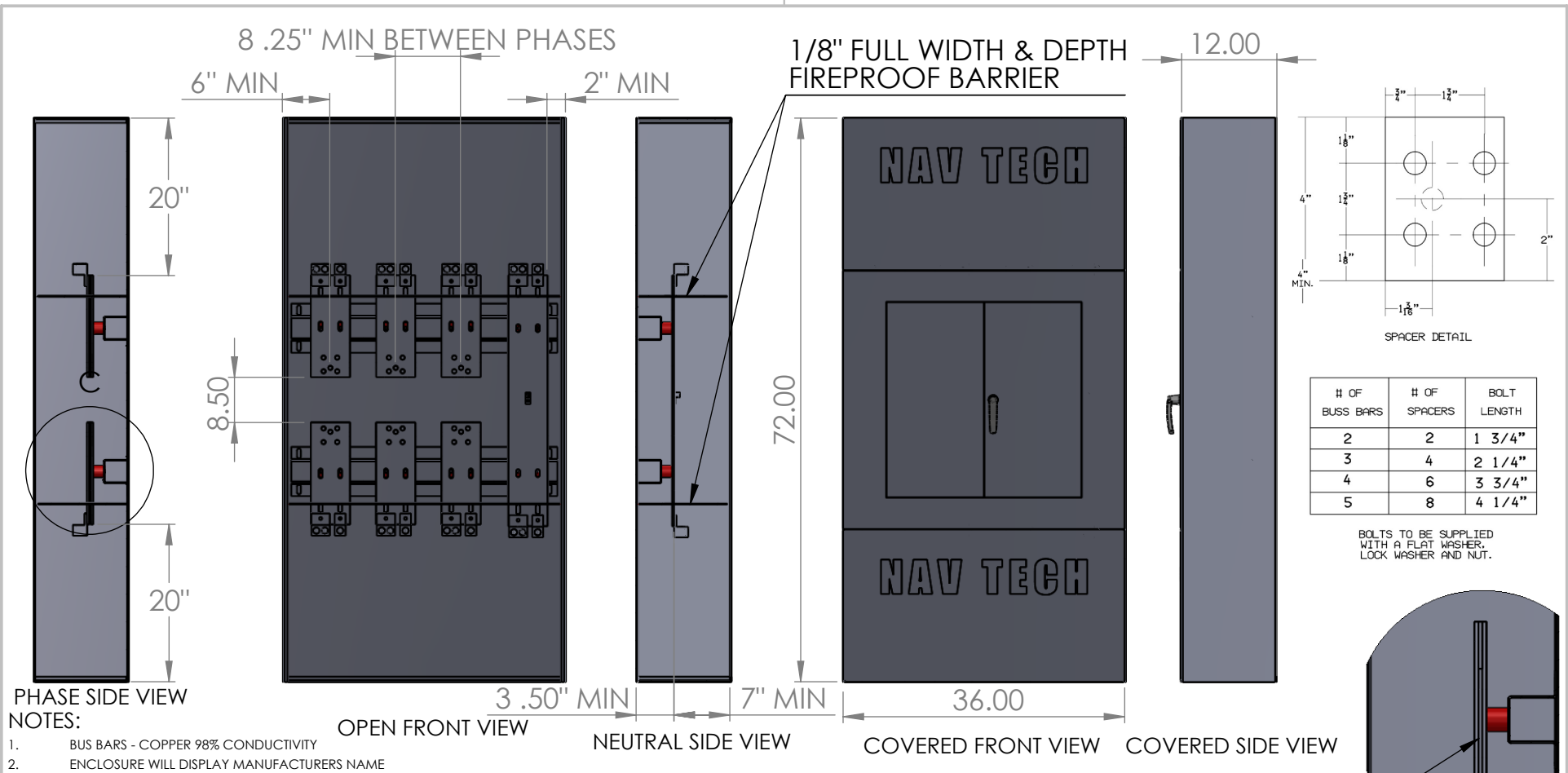


2 1

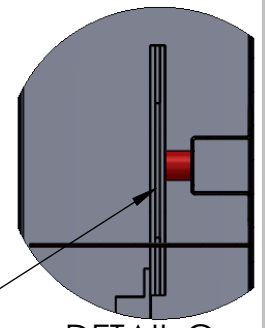
B

B



# OF BUS BARS	# OF SPACERS	BOLT LENGTH
2	2	1 3/4"
3	4	2 1/4"
4	6	3 3/4"
5	8	4 1/4"

BOLTS TO BE SUPPLIED WITH A FLAT WASHER, LOCK WASHER AND NUT.



DETAIL C SCALE 1 : 10

PHASE SIDE VIEW NOTES:

- BUS BARS - COPPER 98% CONDUCTIVITY
- ENCLOSURE WILL DISPLAY MANUFACTURERS NAME
- ALL NUTS, BOLTS AND WASHERS MUST BE 1/2-13 ZINC COATED GRADE 5 STEEL
- MAX WIRE SIZE LINE AND LOAD SIDE: (6) 600 MCM OR (12) 250 MCM LEADS (MINIMUM WIRE SIZE: #4)
- FRONT DOOR IS OUTFITTED WITH SEALABLE SCREWS & PADLOCKABLE PROVISIONS
- EIGHT 1/2" DIA. BOLTS TO BE SUPPLIED FOR EACH C.T POSITION
- SPACER TO BE SUPPLIED PER SPACER DETAIL
- CONTRACTOR TO OBTAIN APPROVAL FROM C.H.G. & E. PRIOR TO PURCHASE
- LOCATION OF CABINET SHALL BE APPROVED BY C.H.G. & E. PRIOR TO MOUNTING.
- CABINETS INSTALLED OUTDOORS SHALL BE RATED FOR SUCH DESIGNED FOR EITHER LINE TOP/LOAD BOTTOM CABLE ENTRY OR LOAD TOP/LINE BOTTOM CABLE ENTRY

A

A



155 MARCUS BLVD  
HAUPPAUGE, NEW YORK 11788  
PH: (718) 257-2111 FAX: (718) 257-2626

**UNLESS OTHERWISE SPECIFIED:  
ALL DIMENSIONS  
NOMINAL**

MAT'L:	N/A
FINISH:	N/A
WEIGHT:	N/A

UNLESS OTHERWISE SPECIFIED

- REMOVE ALL BURRS AND BREAK ALL SHARP EDGES .015 X 45° OR .015R
- DIMENSIONAL LIMITS APPLY AFTER PLATING
- 125/ MACHINED SURFACES EXCEPT AS NOTED

DRAWING TITLE:  
**CENTRAL HUDSON 298 CT-2500**

PART #:  
**NAV-CH-298CT-2500**

DESCRIPTION:  
**298 CT CABINET NEMA 1 2500 AMP  
POWDER COATED GALV STEEL CONSTRUCTION  
SILVER PLATED COPPER BUS BARS**

	NAME	DATE
DRAWN BY	J. Pincus	9/13/2023
APPROVED BY		

**PROPRIETARY AND CONFIDENTIAL**  
THE INFORMATION CONTAINED IN THIS DRAWING IS THE SOLE PROPERTY OF NAV-TECH INC. ANY REPRODUCTION IN PART OR AS A WHOLE WITHOUT THE WRITTEN PERMISSION OF NAV-TECH INC. IS PROHIBITED.

<b>DO NOT SCALE DRAWING</b>	SCALE 1:10	SIZE A	SHEET 1 OF 1	REV. 0
-----------------------------	------------	--------	--------------	--------

2

1