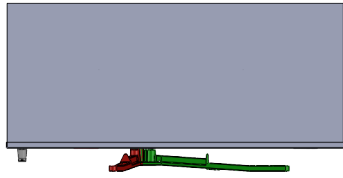


TOP VIEW

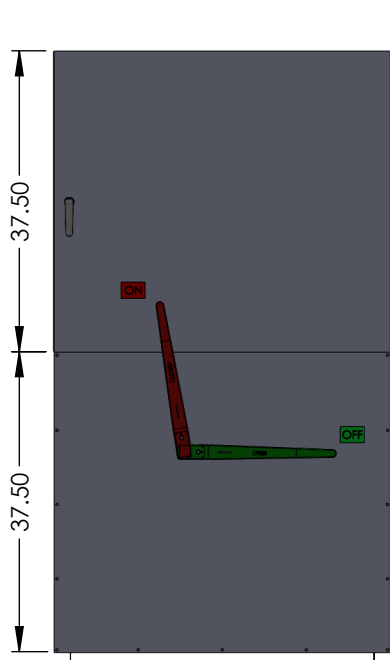


NOTES:

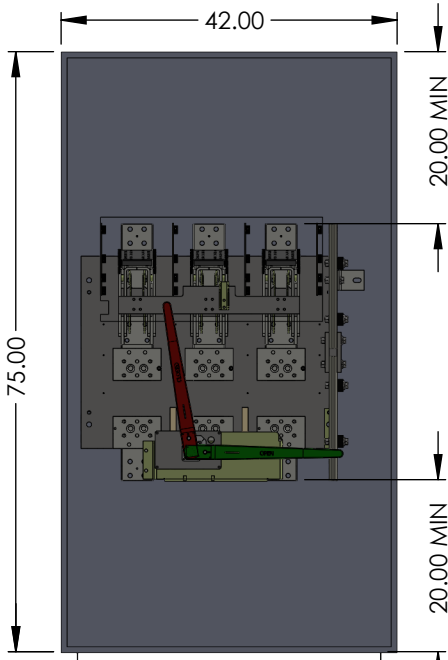
- 1. BOX AND COVER CONSTRUCTION - GALV SHEET STEEL (12GA).
- 2. FINISH: POWDERCOAT GRAY ENAMEL.
- 3. BUS BARS- COPPER 98% CONDUCTIVITY.
- 4. TERMINALS INCLUDED - SEE CHART FOR # OF SETS.
- 5. TOP HINGED COVER WRAPS AROUND EDGES ON 3 SIDES, HINGE ON RIGHT SIDE IS STANDARD, BOTTOM COVER IS A FLAT SCREW COVER.
- 6. NO VENTING UNLESS SPECIFICALLY REQUESTED.
- 7. LOCKABLE IN "OFF" POSITION STANDARD - LOCKABLE IN "ON" AVAILABLE BY REQUEST.
- 8. ISOLATED NEUTRAL BUS WITH REMOVABLE LINK IN CENTER AVAILABLE BY REQUEST.
- 9. PADMOUNT IS STANDARD.

B

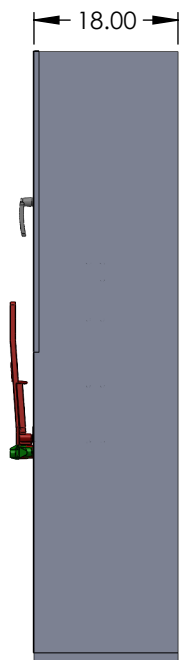
B



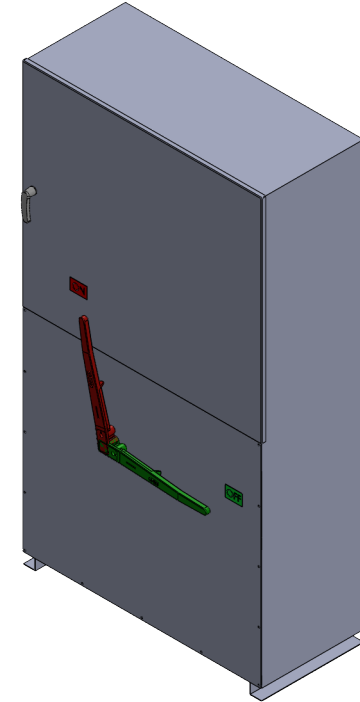
FRONT COVERED VIEW



FRONT OPENED VIEW



SIDE VIEW



A

A

PART #	AMPS	MAX VOLTS	FEED	SWITCH	LUGS
3000BPS-T	3000A	600V	TOP	VL4612N	8 SETS 600MCM
3000BPS-B	3000A	480V	BOTTOM	VLB4412N	8 SETS 600MCM
4000BPS-T	4000A	600V	TOP	SL4613N	10 SETS 600MCM
4000BPS-B	4000A	480V	BOTTOM	SLB4413N	10 SETS 600MCM

DRAWN BY	NAME	DATE
REVIEWED BY	N. BOSETTI	12/31/2024



MAT'L:	12 GAUGE GALV STEEL
FINISH:	GRAY POWDER COAT ANSI 61
WEIGHT:	

DRAWING TITLE:
3000A-4000A ENCLOSED BPS

PART #:
XXXXBPS-X

DESCRIPTION:
NEMA 1 ENCLOSED BOLTED PRESSURE SWITCH 3P/4W RATINGS: 3000A-4000A 200K AIC MAX

PROPRIETARY AND CONFIDENTIAL
THE INFORMATION CONTAINED IN THIS DRAWING IS THE SOLE PROPERTY OF NAV-TECH INC. ANY REPRODUCTION IN PART OR AS A WHOLE WITHOUT THE WRITTEN PERMISSION OF NAV-TECH INC. IS PROHIBITED.

155 MARCUS BLVD
HAUPPAUGE, NEW YORK 11788
PH: (718) 257-2111 FAX: (718) 257-2626

ALL DIMENSIONS ARE NOMINAL UNLESS EXPLICITLY STATED OTHERWISE

DO NOT SCALE DRAWING

SCALE:	1:20	SIZE	A	SHEET	1 OF 1	REV.	0
--------	------	------	---	-------	--------	------	---