

2

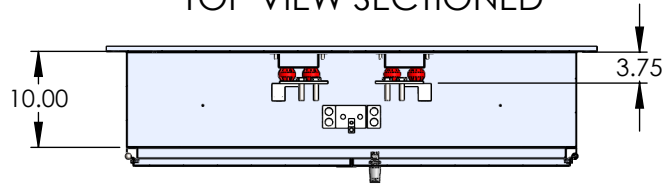
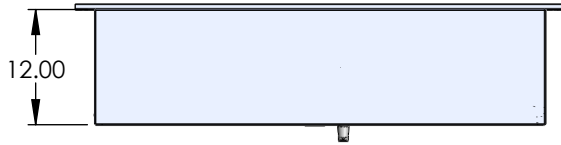
1

B

B

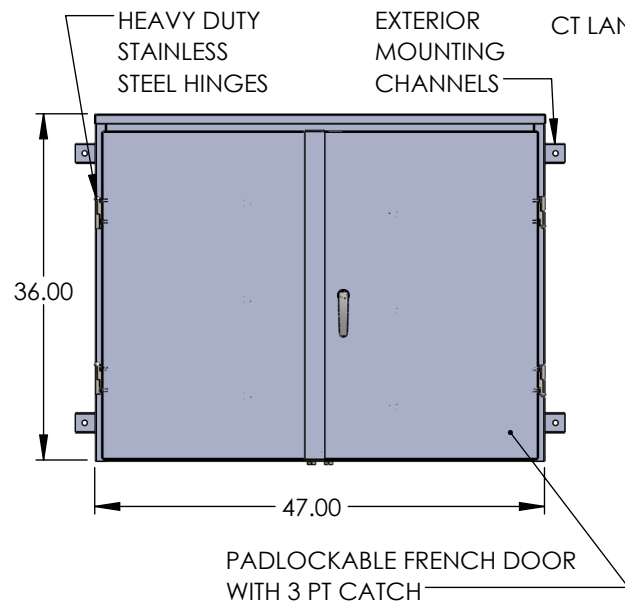
TOP VIEW

TOP VIEW SECTIONED

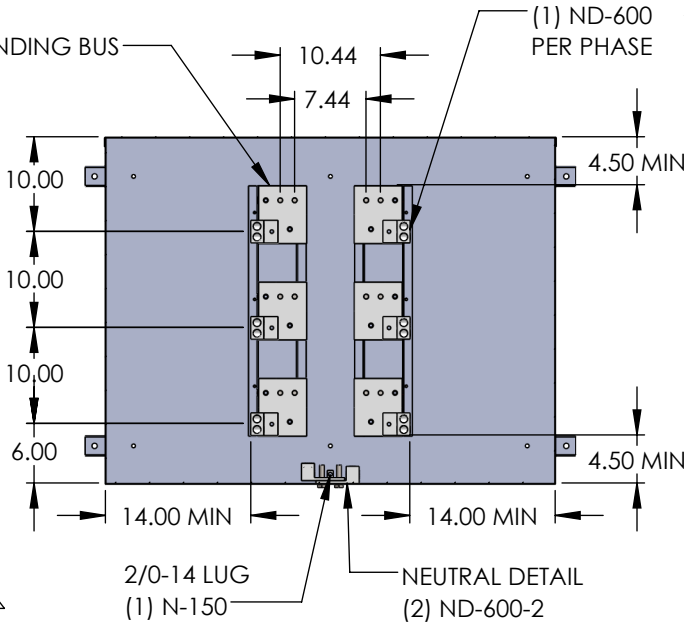


NOTES:

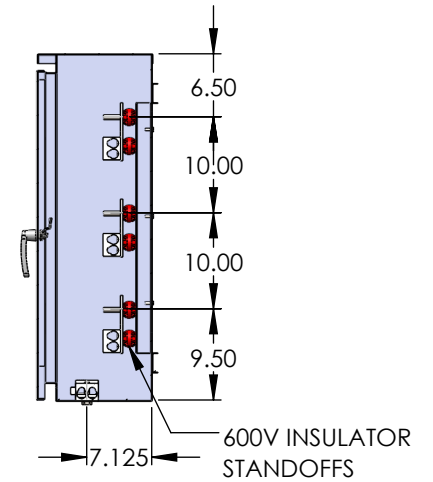
1. BOX AND COVER N3R CONSTRUCTION - GALV SHEET STEEL (14GA)
2. FINISH: POWDERCOAT GRAY ENAMEL.
3. UL 414 LISTED.
4. BUS BARS - COPPER 98% CONDUCTIVITY.
5. BOX SHALL HAVE NAME PLATE WITH MANUFACTURER'S NAME.
6. LINE AND LOAD: (2) 600 MCM PER PHASE & NEUTRAL.
7. 800A, 600VAC MAX, 3Ø 4W - RATED FOR 50,000 AIC.
8. GRADE 5 HARDWARE.
9. WIRE CONNECTION TORQUE: 500 IN-LB
10. CT LANDING BOLT TORQUE: 660 IN-LB



FRONT VIEW



FRONT VIEW SECTIONED



SIDE VIEW SECTIONED

A

A

	NAME	DATE
DRAWN BY	N. BOSETTI	12/6/2024
APPROVED BY		

**PROPRIETARY AND CONFIDENTIAL**  
 THE INFORMATION CONTAINED IN THIS DRAWING IS THE SOLE PROPERTY OF Nav-Tech Inc. ANY REPRODUCTION IN PART OR AS A WHOLE WITHOUT THE WRITTEN PERMISSION OF Nav-Tech Inc. IS PROHIBITED.

**NAV-TECH**  
 INCORPORATED

155 MARCUS BLVD  
 HAUPPAUGE, NEW YORK 11788  
 PH: (718) 257-2111 FAX: (718) 257-2626

MATL: GALV STEEL  
 FINISH: POWDER COAT ANSI 61  
 WEIGHT:

**ALL DIMENSIONS ARE NOMINAL UNLESS EXPLICITLY STATED OTHERWISE**

DRAWING TITLE: <b>CENTRAL HUDSON 800A CT CABINET</b>	
PART #: <b>NAV-CH-CTR-8</b>	
DESCRIPTION: <b>CENTRAL HUDSON APPROVED NEMA 3R CT CABINET 800A, 600VAC MAX</b>	
<b>DO NOT SCALE DRAWING</b>	SCALE: 1:20
SIZE	A
SHEET	1 OF 1
REV.	<b>2</b>

2

1