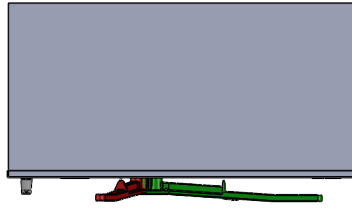
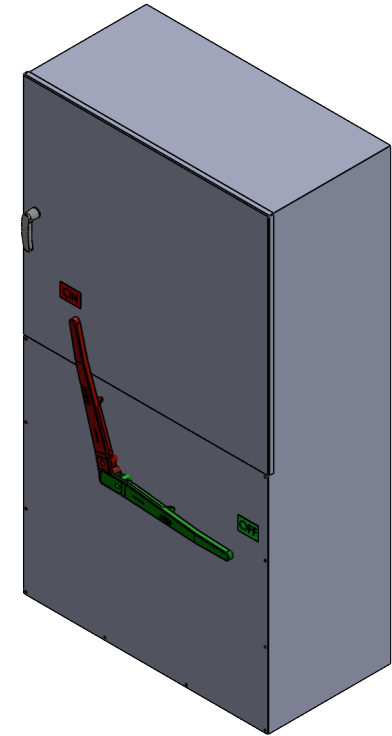


TOP VIEW



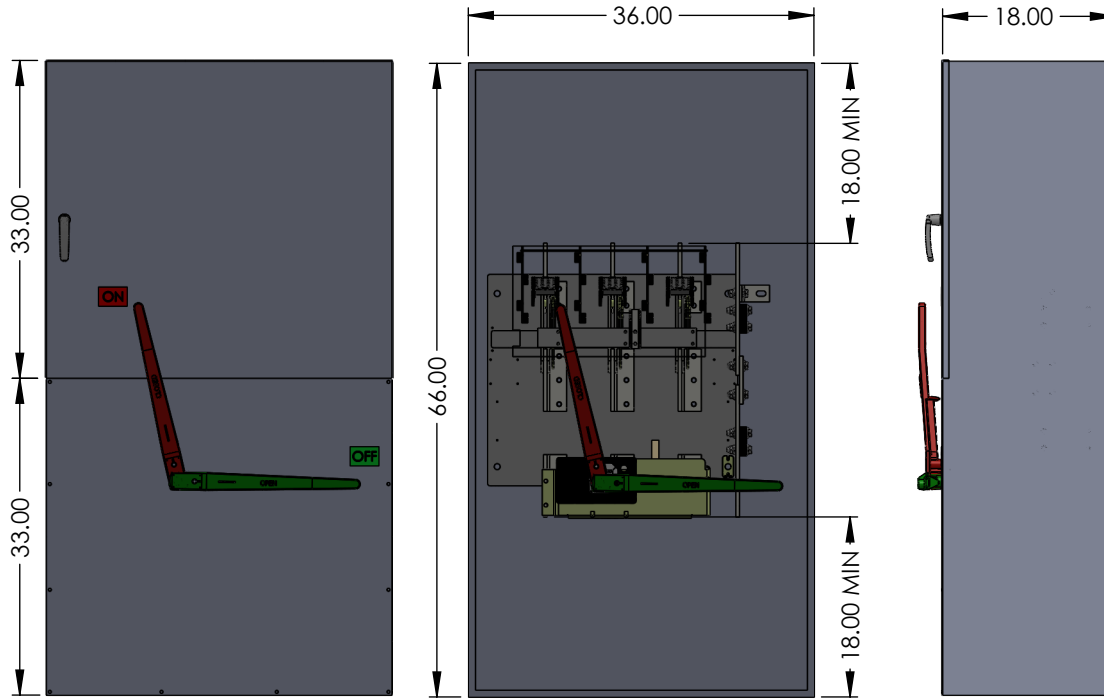
NOTES:

- 1. BOX AND COVER CONSTRUCTION - GALV SHEET STEEL (12GA).
- 2. FINISH: POWDERCOAT GRAY ENAMEL.
- 3. BUS BARS- COPPER 98% CONDUCTIVITY.
- 4. TERMINALS INCLUDED - SEE CHART FOR # OF SETS.
- 5. TOP HINGED COVER WRAPS AROUND EDGES ON 3 SIDES, HINGE ON RIGHT SIDE IS STANDARD, BOTTOM COVER IS A FLAT SCREW COVER.
- 6. NO VENTING UNLESS SPECIFICALLY REQUESTED.
- 7. LOCKABLE IN "OFF" POSITION STANDARD - LOCKABLE IN "ON" AVAILABLE BY REQUEST.
- 8. ISOLATED NEUTRAL BUS WITH REMOVABLE LINK IN CENTER AVAILABLE BY REQUEST.
- 9. PADMOUNT AVAILABLE BY REQUEST.



B

B



FRONT COVERED VIEW

FRONT OPENED VIEW

SIDE VIEW

PART #	AMPS	MAX VOLTS	FEED	SWITCH	LUGS
1200BPS-T	1200A	600V	TOP	VL468N	3 SETS 600MCM
1200BPS-B	1200A	600V	BOTTOM	VLB468N	3 SETS 600MCM
1600BPS-T	1600A	600V	TOP	VL469N	4 SETS 600MCM
1600BPS-B	1600A	600V	BOTTOM	VLB469N	4 SETS 600MCM
2000BPS-T	2000A	600V	TOP	VL4610N	5 SETS 600MCM
2000BPS-B	2000A	600V	BOTTOM	VLB4610N	5 SETS 600MCM
2500BPS-T	2500A	600V	TOP	VL4611N	6 SETS 600MCM
2500BPS-B	2500A	480V	BOTTOM	VLB4611N	6 SETS 600MCM

A

A

NAME	DATE
N. BOSETTI	12/31/2024
DRAWN BY	
REVIEWED BY	



MAT'L:	12 GAUGE GALV STEEL
FINISH:	GRAY POWDER COAT ANSI 61
WEIGHT:	

DRAWING TITLE: 1200A-2500A ENCLOSED BPS

PART #: XXXXBPS-X

DESCRIPTION:
NEMA 1 ENCLOSED BOLTED PRESSURE SWITCH 3P/4W
RATINGS: 1200A-2500A
200K AIC MAX

PROPRIETARY AND CONFIDENTIAL
 THE INFORMATION CONTAINED IN THIS DRAWING IS THE SOLE PROPERTY OF NAV-TECH INC. ANY REPRODUCTION IN PART OR AS A WHOLE WITHOUT THE WRITTEN PERMISSION OF NAV-TECH INC. IS PROHIBITED.

155 MARCUS BLVD
 HAUPPAUGE, NEW YORK 11788
 PH: (718) 257-2111 FAX: (718) 257-2626

ALL DIMENSIONS ARE NOMINAL UNLESS EXPLICITLY STATED OTHERWISE

DO NOT SCALE DRAWING

SCALE:	1:20	SIZE	A	SHEET	1 OF 1	REV.	0
--------	------	------	---	-------	--------	------	---