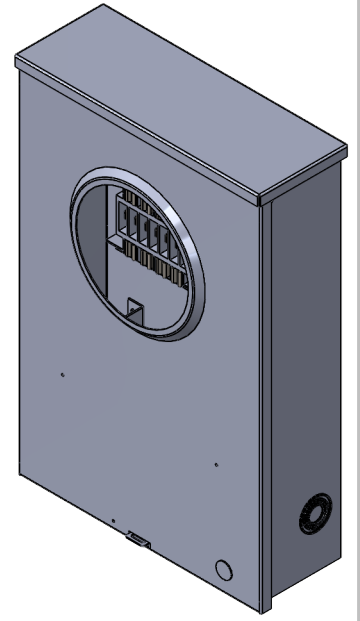
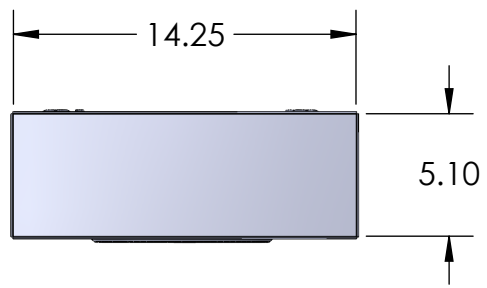


2

1

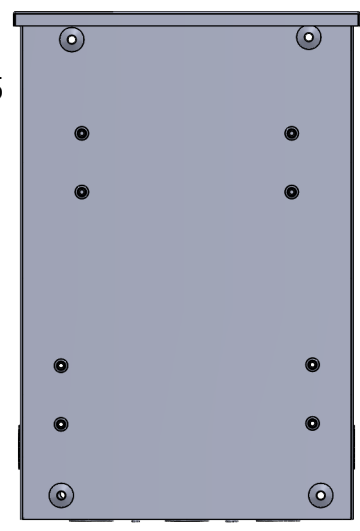
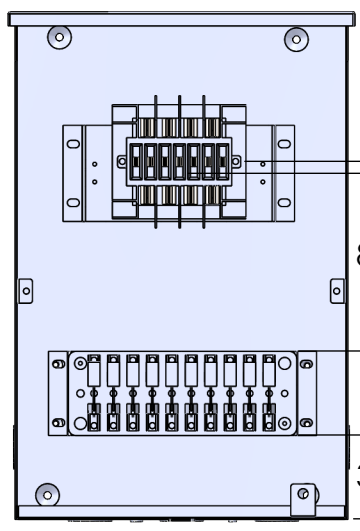
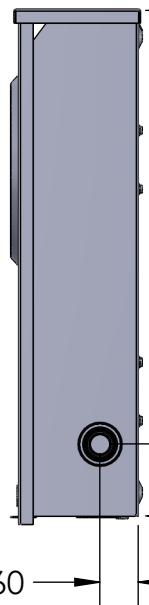
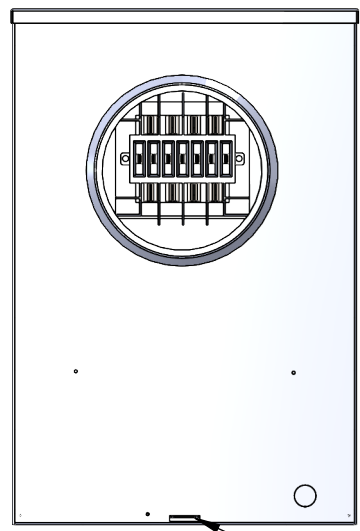
NOTES:

- 1. CABINET IS RATED TYPE 3R AND CONSTRUCTED FROM CODE GA GALV STEEL
- 2. DUAL COVER METERS HAVE HOLD DOWN SCREW TO KEEP TOP COVER FASTENED
- 3. **ONLY FACTORY PREFABRICATED KNOCKOUTS ON THE ENCLOSURE SHALL BE USED.**
- 4. PREWIRED TEST SWITCH METER SOCKET TO ELECTRIC UTILITY SPECIFICATIONS.
SEE SEPARATE WIRING DIAGRAM FOR WIRING SPECS
- 5. THESE DEVICES TO BE USED UP TO 600 VOLT SERVICES AND UP TO 4 WIRE SERVICES ONLY
- 6. EXITING WIRE HARNESS PROVIDED AND INSTALLED BY CONTRACTOR.
- 7. TEST SWITCHES MOUNTED WITH ARC RESISTANT BARRIER INSIDE FRONT COVER
- 8. BARREL LOCK GUARD PROVISION ON FRONT LOWER COVER ALONG WITH STAINLESS STEEL PADLOCKABLE HASP FOR UTILITY LOCKING PROVISIONS



B

B

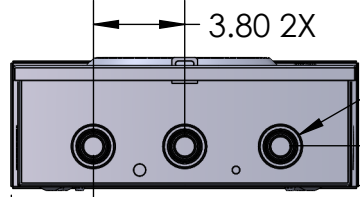


E211411

PADLOCKABLE HASP

1.60

3.00



3X CONCENTRIC KO'S (1/2", 3/4", 1", 1-1/4", 1-1/2")

3.50

A

A

UL LISTED
METER SOCKETS
 LOT NO. XXXXXX
NAV-TECH INC.
 HAUPPAUGE, NEW YORK

	NAME	DATE
DRAWN BY	J. Pincus	5/20/2024
APPROVED BY		

PROPRIETARY AND CONFIDENTIAL
 THE INFORMATION CONTAINED IN THIS DRAWING IS THE SOLE PROPERTY OF Nav-Tech Inc. ANY REPRODUCTION IN PART OR AS A WHOLE WITHOUT THE WRITTEN PERMISSION OF Nav-Tech Inc. IS PROHIBITED.



155 MARCUS BLVD
 HAUPPAUGE, NEW YORK 11788
 PH: (718) 257-2111 FAX: (718) 257-2626

UNLESS OTHERWISE SPECIFIED:
 TOLERANCE:
 FRACTIONAL ±1/64 ANGULAR: MACH ± 30°
 BEND ± 1°
 0.00" = ± 0.01"
 0.000" = ± 0.005"
 DIMENSIONS IN INCHES [SECONDARY IN MM]

MATL: 16 GA GALV STEEL
FINISH: ANSI 61 POWDER COAT
WEIGHT:

UNLESS OTHERWISE SPECIFIED
 1. REMOVE ALL BURRS AND BREAK ALL SHARP EDGES .015 X 45° OR .015R
 2. DIMENSIONAL LIMITS APPLY AFTER PLATING
 3. **125** MACHINED SURFACES EXCEPT AS NOTED

DRAWING TITLE:	3 PHASE CT RATED METER			
PART #:	NAV-OR-MS10POR-3			
DESCRIPTION:	ORANGE & ROCKLAND SINGLE COMPARTMENT CT RATED 3 PHASE METER PAN			
DO NOT SCALE DRAWING	SCALE: 1:8	SIZE A	SHEET 1 OF 1	REV. 0

2

1