

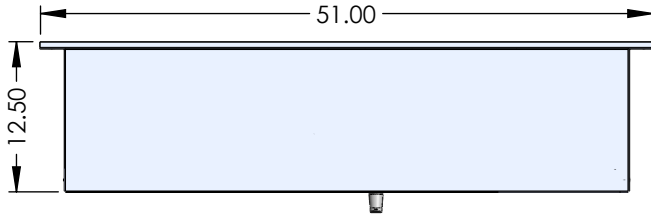
FIRST ENERGY TERRITORIES INCLUDE:

- | | |
|------------------------------|-----------------|
| JERSEY CENTRAL POWER & LIGHT | PENN POWER |
| THE ILLUMINATING COMPANY | WEST PENN POWER |
| TOLEDO EDISON | OHIO EDISON |
| MET-ED | MON POWER |
| PENELEC | POTOMAC EDISON |

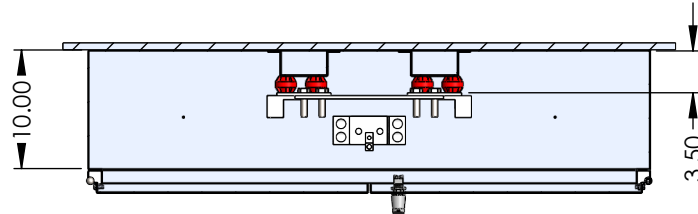
NOTES:

- BOX AND COVER N3R CONSTRUCTION - GALV SHEET STEEL (14GA)
- FINISH: POWDERCOAT GRAY ENAMEL.
- UL 414 LISTED.
- BUS BARS - COPPER 98% CONDUCTIVITY.
- BOX SHALL HAVE NAME PLATE WITH MANUFACTURER'S NAME.
- LINE AND LOAD: (2) 600 MCM PER PHASE & NEUTRAL.
- 800A, 600VAC MAX, 3Ø 4W - RATED FOR 50,000 AIC.
- GRADE 5 HARDWARE.
- WIRE CONNECTION TORQUE: 500 IN-LB
- CT JUMPER BUS BOLT TORQUE: 660 IN-LB

TOP VIEW



TOP VIEW SECTIONED



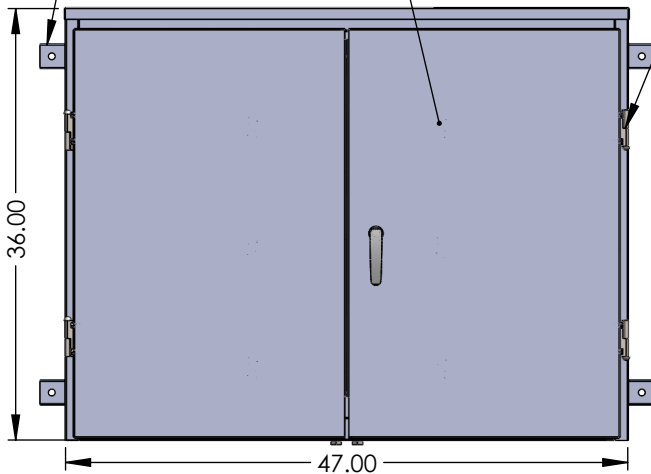
EXTERNAL MOUNTING CHANNELS

PADLOCKABLE FRENCH DOOR WITH 3 PT CATCH

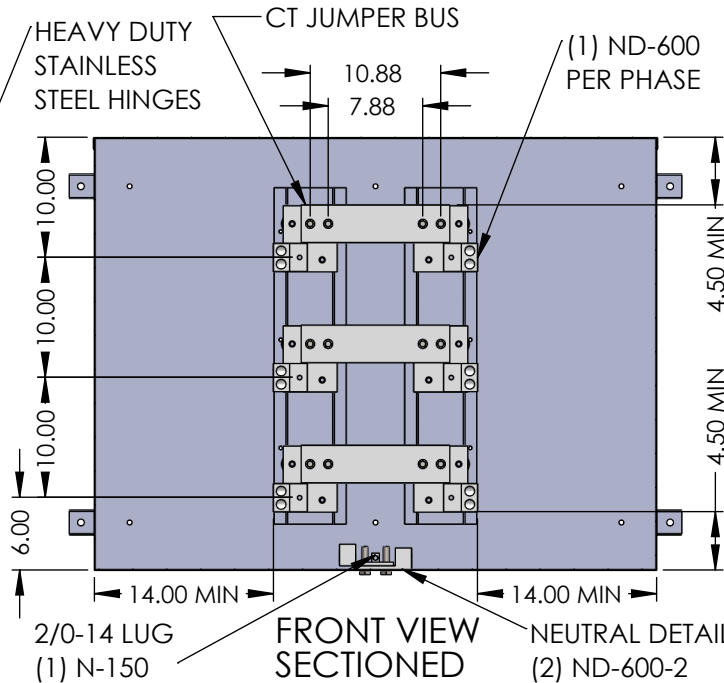
HEAVY DUTY STAINLESS STEEL HINGES

CT JUMPER BUS

(1) ND-600 PER PHASE



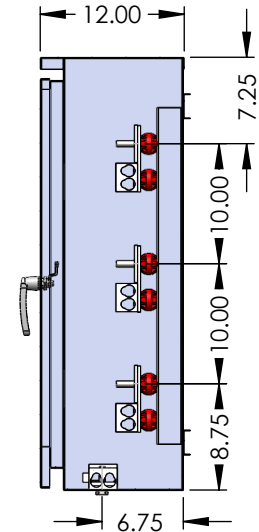
FRONT VIEW



2/0-14 LUG (1) N-150

FRONT VIEW SECTIONED

NEUTRAL DETAIL (2) ND-600-2



SIDE VIEW SECTIONED

NAME	DATE
N. BOSETTI	12/17/2024
DRAWN BY	
REVIEWED BY	



155 MARCUS BLVD
HAUPPAUGE, NEW YORK 11788
PH: (718) 257-2111 FAX: (718) 257-2626

MAT'L:	14 GAUGE GALV STEEL
FINISH:	GRAY POWDER COAT ANSI 61
WEIGHT:	
ALL DIMENSIONS ARE NOMINAL UNLESS EXPLICITLY STATED OTHERWISE	

DRAWING TITLE:	FIRST ENERGY 800A CT
PART #:	NAV-FE-CTR-8
DO NOT SCALE DRAWING	

DESCRIPTION:	FIRST ENERGY APPROVED NEMA 3R CT CABINET 800A, 600VAC MAX
SCALE:	1:20
SIZE	A
SHEET	1 OF 1
REV.	0

PROPRIETARY AND CONFIDENTIAL
THE INFORMATION CONTAINED IN THIS DRAWING IS THE SOLE PROPERTY OF NAV-TECH INC. ANY REPRODUCTION IN PART OR AS A WHOLE WITHOUT THE WRITTEN PERMISSION OF NAV-TECH INC. IS PROHIBITED.